

TECH NOTE

Power Smart Keypad Moisture Ingress

Product Affected:

Power Smart Keypad (P/N SHP-TP-PS)

Symptoms:

No response to button press, display going blank, concentration in display, Heat pump operating as programmed

Cause:


Moisture ingress into touchpad through back of casing due to drain holes on Heat Pump Lid either clogged or not drilled

Solution:

Replace keypad and drill out drainage holes on heat pump top lid

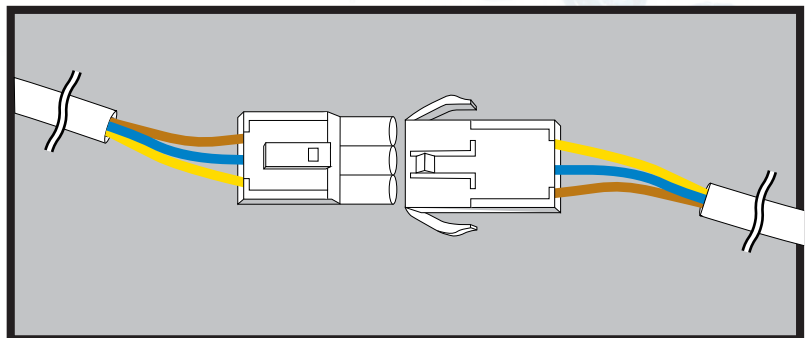
Step 1

Remove screws from heat pump at each end



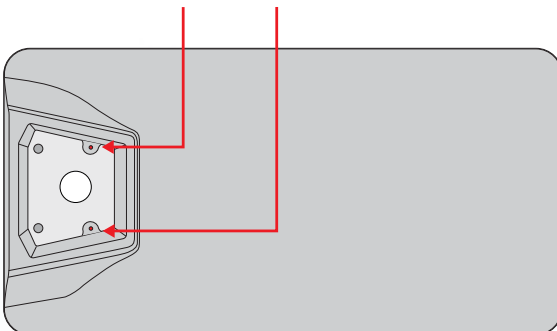
Step 2

CAREFULLY lift lid on Heat Pump until the keypad fly lead connection can be seen. Press tabs to disconnect keypad fly lead.



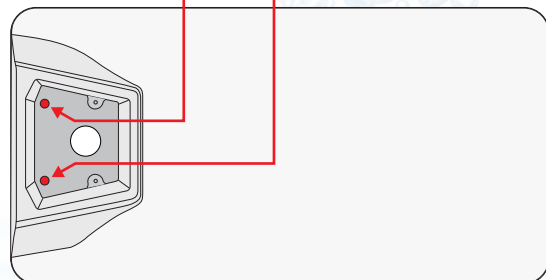
Step 3

Remove screws from underside of heat pump lid holding keypad in place



Step 4

Ensure drain holes are not blocked and have been drilled out. Drill holes if not already done so in the lid.



Re-assemble in the reverse order.